



Free Accessories



Heat shrinkable tube



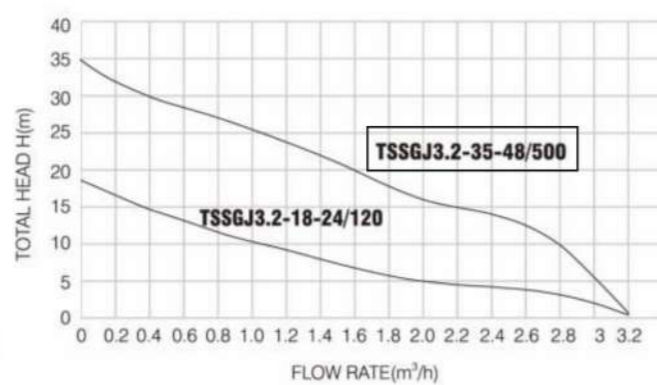
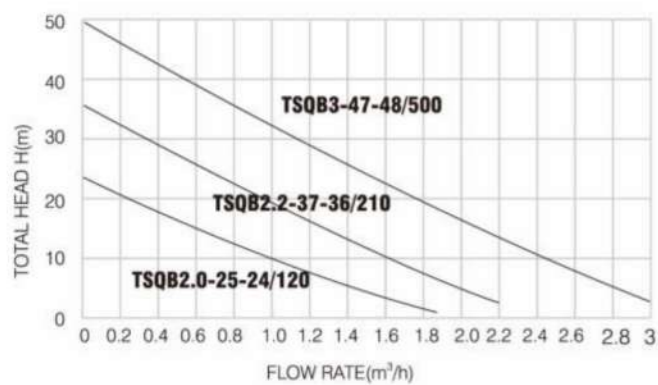
Water level sensor



1.5m Cable with MC4 connector



INTERNAL CONTROLLER



TSSP1.3-150-48/500



Pump Performance

Type	Voltage (v)	Power (w)	Max Flow Rate (m³/h)	Max Head (m)	Inlet/Outlet (In)
TSQB2.0-25-24/120	24	120	2.0	25	1" X 1"
TSQB2.2-37-36/210	36	210	2.2	37	1" X 1"
TSQB3-47-48/500	48	500	3	47	1" X 1"
TSSGJ3.2-18-24/120	24	120	3.2	18	1" X 1"
TSSGJ3.2-35-48/500	48	500	3.2	35	1" X 1"

Performance Chart

Type	Q (m³/h)	0	0.4	0.8	1.2	1.6	2.0	2.4	2.8	3.2
TSQB2.0-25-24/120	H(m)	25	19	14	8	3				
TSQB2.2-37-36/210		37	30	24	17	12	5			
TSQB3-47-48/500		47	37	32	26	20	12	5		
TSSGJ3.2-18-24/120		18	14	12	9	7	5	4	3	2
TSSGJ3.2-35-48/500		35	30	27	23	20	16	14	10	2


Free Accessories



Heat shrinkable tube



Water level sensor



1.5m Cable with MC4 connector